



# PRESCRIPTION BENEFITS IN THE PALM OF YOUR HAND

*BeneCard PBF is continuously improving your online experience and ease of access to your prescription benefits. The BeneCard PBF Mobile App provides fast, easy, secure access to member services from anywhere using your smartphone or tablet.*

## Mobile App Features

- **Mail order made easy with Benecard Central Fill.** View prescriptions due to be refilled, request refills, and track the status of your orders.<sup>1</sup>
- **Network pharmacies at the tip of your finger.** Use the Pharmacy Finder feature to locate network pharmacies nearby or in areas where you may be traveling.
- **Drug pricing tool to help you make the most of your benefits.** Compare drug pricing at up to five different pharmacies at once to ensure you're getting the best value on your prescriptions.
- **Temporary ID cards online.** Access an image of your member ID on the app for easy use when on the go.<sup>2</sup>
- **Secure servers.** All traffic through the app is encrypted to protect your privacy. Automatic logout features help keep your information safe.

## Where to Download

- **Google Play:** Search for "BeneCard PBF" on Google Play to download.
- **The App Store:** Search for "BeneCard PBF" in the App Store to download.



## Getting Started

To use the free app, simply log in with your benecardpbf.com username and password. If you haven't already created your BeneCard PBF online account, visit benecardpbf.com to register.

## Questions About the App

BeneCard PBF Member Services is here to help. If you have questions about the mobile app, call the number on the back of your ID card to speak to one of our representatives. Member Services is available 24 hours a day, 7 days a week, 365 days a year.

<sup>1</sup> Prescription refill services through the app are available exclusively for Benecard Central Fill mail order pharmacy.

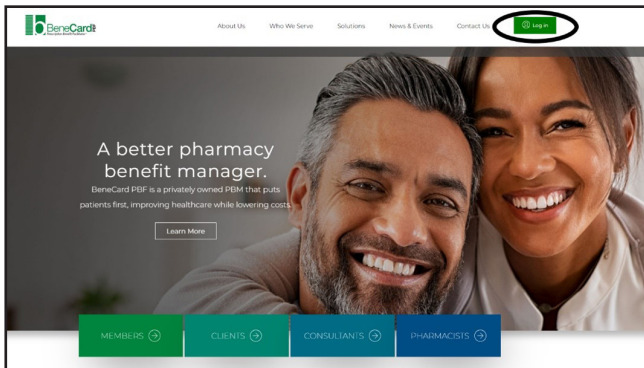
<sup>2</sup> Your plan must allow temporary ID cards to be enabled.

BeneCard PBF is a registered mark of Benecard Services, Inc.

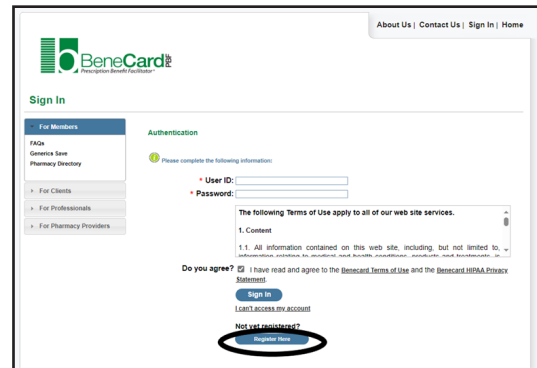
Google Play and the Google Play logo are trademarks of Google LLC. Apple and the Apple logo are trademarks of Apple Inc., registered in the U.S. and other countries. App Store is a service mark of Apple Inc., registered in the U.S. and other countries.

# STAY CONNECTED, REGISTER AT BENECARDPBF.COM

1. To get started, go to [benecardpbf.com](http://benecardpbf.com), select Log in, then select Member.



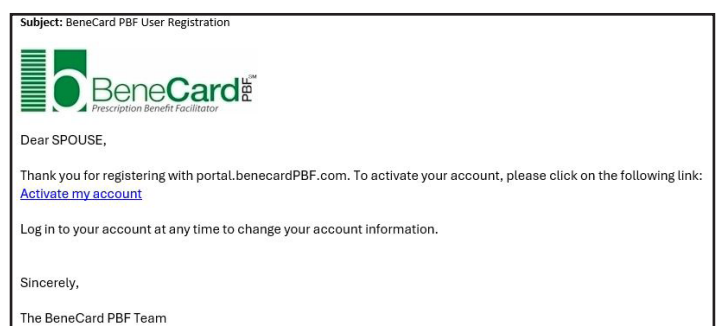
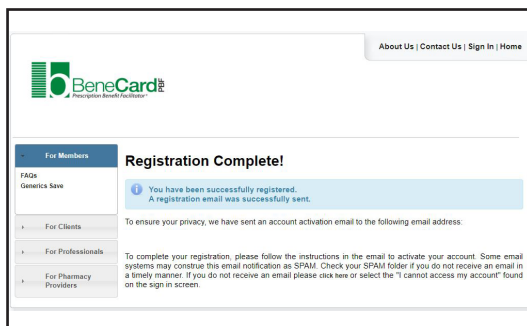
2. In the new window, click Register Here at the bottom of the page.



3. Enter the requested personal information, card ID, and Rx Group, then click Submit.

You will then be prompted to create a user ID, password, security question, and security answer. Click on the box to agree to the Terms of Use, then click Submit.

To protect your privacy, a notification will be sent to the personal email address you provided. Proceed to your email, open mail from BeneCard PBF, and click on the link to activate your account. If you attempt to enter the portal from this screen without first activating the account with the email, you will accidentally lock yourself out of the website.



To complete your registration, verify your account by entering your login credentials, then select Submit. You are now registered!

